



1. SPECIFICATIONS

1.1 Features

Main LCD Panel

Item	Standard Value
Display Type	320* (R · G · B) * 240 Dots
LCD Type	Normally white , Transmissive type
Screen size(inch)	3.5(Diagonal)
Viewing Direction	6 O'clock
Color configuration	R.G.B. vertical stripe
Backlight	White LED
Interface	Digital 24-bits Parallel RGB HSYNC,VSYNC.3Wires SPI
Other (controller / driver IC)	Himax: HX8238-D
ROHS	THIS PRODUCT CONFORMS TO ROHS

1.2 Mechanical Specifications

Item	Standard Value	Unit
Outline Dimension	76.9(W) * 63.9 (L) * 4.75 (H)(Max)	mm

LCD panel

Item	Standard Value	Unit
Active Area	70.08 (W) * 52.56 (L)	mm

Touch panel

Item	Standard Value	Unit
Viewing Area(T/P)	72.08 (W) x 54.56 (L)	mm
Active Area(T/P)	71.08 (W) x 53.56 (L)	mm

Note : For detailed information please refer to LCM drawing



1.3 Absolute Maximum Ratings

Module

Item	Symbol	Condition	Min.	Max.	Unit
System Power Supply Voltage	VDD	GND=0	-0.3	4.0	V
Booster Reference Supply Voltage	VCI	GND=0	GND-0.3	3.96	V
Operating Temperature	T _{OP}	Excluded T/P	-20	70	°C
Storage Temperature	T _{ST}	Excluded T/P	-30	80	°C
Storage Humidity	HD	Ta < 60 °C	20	90	%RH

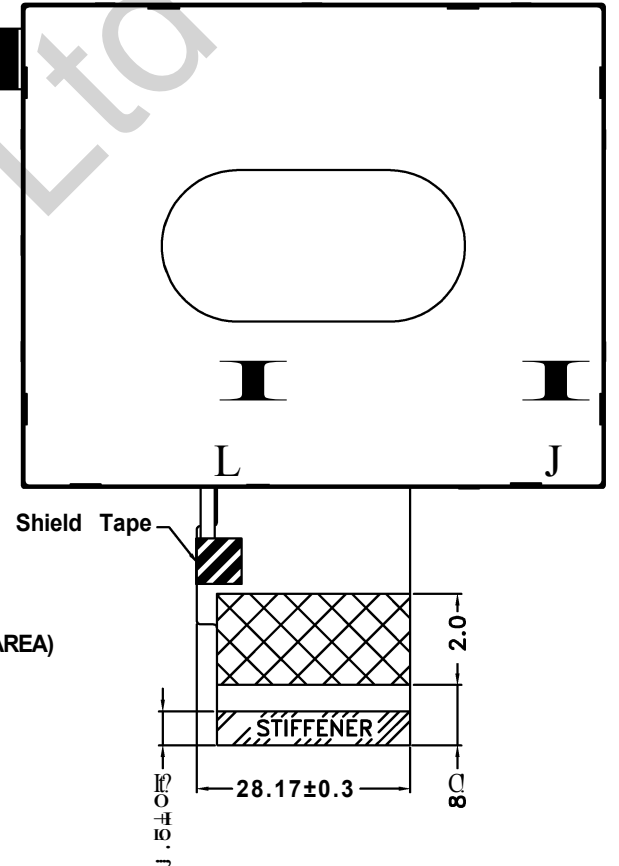
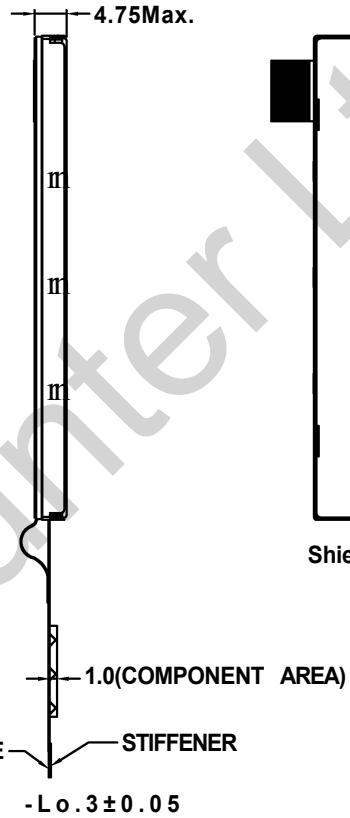
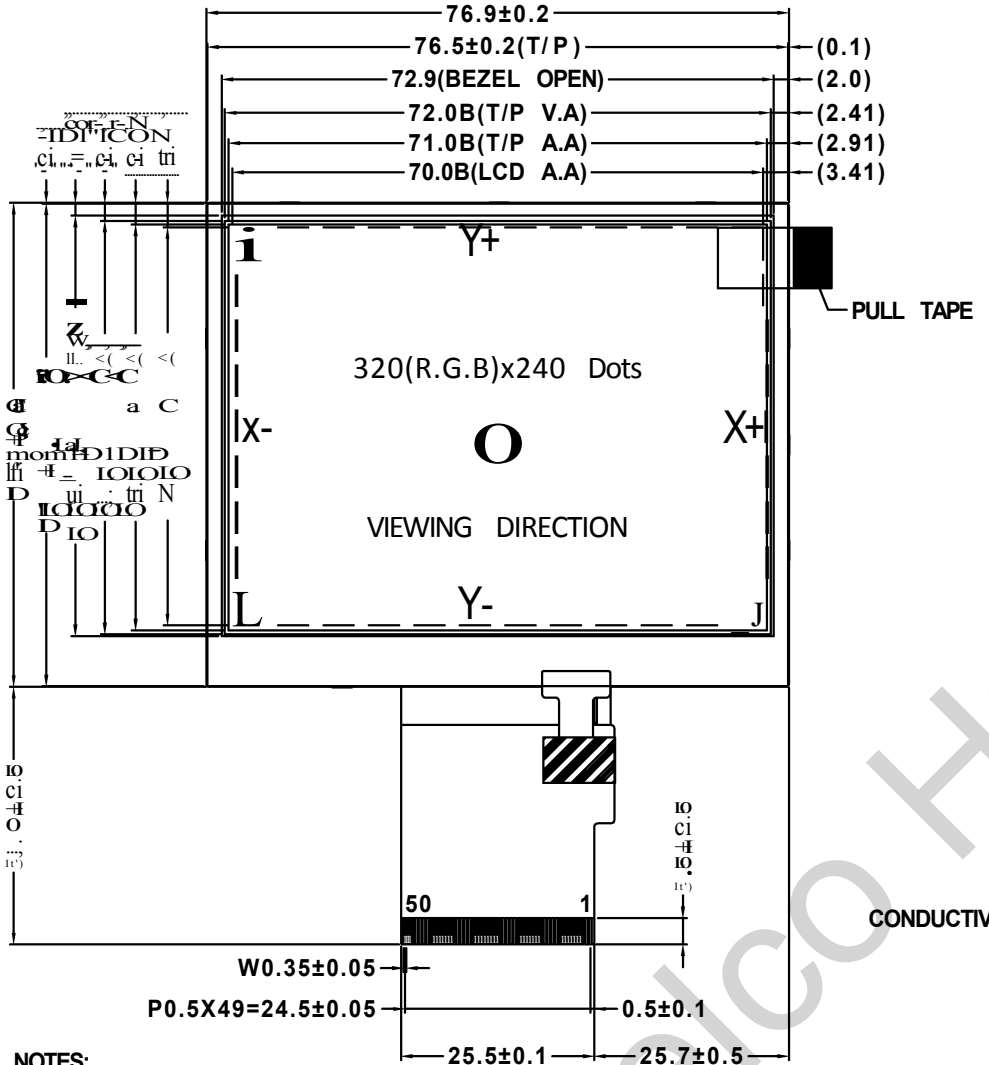
1.4 DC Electrical Characteristics

Module

GND = 0V, Ta = 25 °C

Item	Symbol	Condition	Min.	Typ.	Max.	Unit
Power Supply Voltage	VDD	-	3.0	3.3	3.6	V
Booster Reference Supply Voltage	VCI	-	3.0	3.3	3.6	V
V _{COM} High Voltage	V _{COMH}	-	-	-	5.54	V
V _{COM} Low Voltage	V _{COML}	-	-2.8	-	-	V
Input H/L Level Voltage	V _{IH}	-	0.8VDD	-	VDD	V
	V _{IL}	-	0	-	0.2VDD	V
Output H/L Level Voltage	V _{OH}	-	0.9VDD	-	VDD	V
	V _{OL}	-	-	-	0.1VDD	V
Supply Current	IDD	VDD=VCI=3.3V Pattern= black*1	-	9	14	mA

Note1: Maximum current display.



NOTES:
1.LCD TYPE: a-SI TFT
2.LCD DISPLAY: POSITIVE/ TRANSMISSIVE
3.The tolerance unless classified ±0.2mm
&4.FPC Matching Connector: Kyocera 08 6282 050 340 829+ or EQUIVALENT

007				PART NO:																								
006																												
005																												
004				DRAWING NAME:	Design	Stone	\$-E3- (3)		Surface	<table border="1"> <tr> <th>Length (mm)</th> <th>Tolerance (mm)</th> <th>Precision Level</th> </tr> <tr> <td>1 ~ 4</td> <td></td> <td>-</td> </tr> <tr> <td>4 ~ 16</td> <td></td> <td>-</td> </tr> <tr> <td>16 ~ 63</td> <td></td> <td>-</td> </tr> <tr> <td>63 ~ 250</td> <td></td> <td>-</td> </tr> <tr> <td>250 ~ 1000</td> <td></td> <td>-</td> </tr> </table>	Length (mm)	Tolerance (mm)	Precision Level	1 ~ 4		-	4 ~ 16		-	16 ~ 63		-	63 ~ 250		-	250 ~ 1000		-
Length (mm)	Tolerance (mm)	Precision Level																										
1 ~ 4		-																										
4 ~ 16		-																										
16 ~ 63		-																										
63 ~ 250		-																										
250 ~ 1000		-																										
003	MODIFY NOTE	Stone	2014/03/31				Unit	MM	Material																			
002	ADD T/P MARKED	Stone	2012/12/17	TITLE:	Check	Sam	Scale	FIT	Thickness																			
001	NEW DRAWING	Stone	2012/12/07	LCD MODULE DRAWING	Approve	Oliver	Page	1/2	Quantity																			
REV	REV BY	REVISER	DATE																									