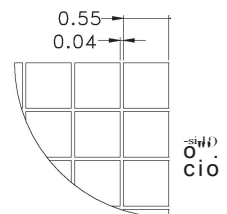
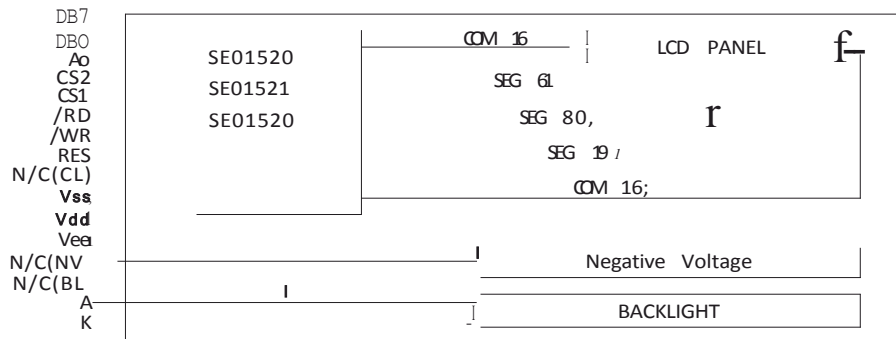
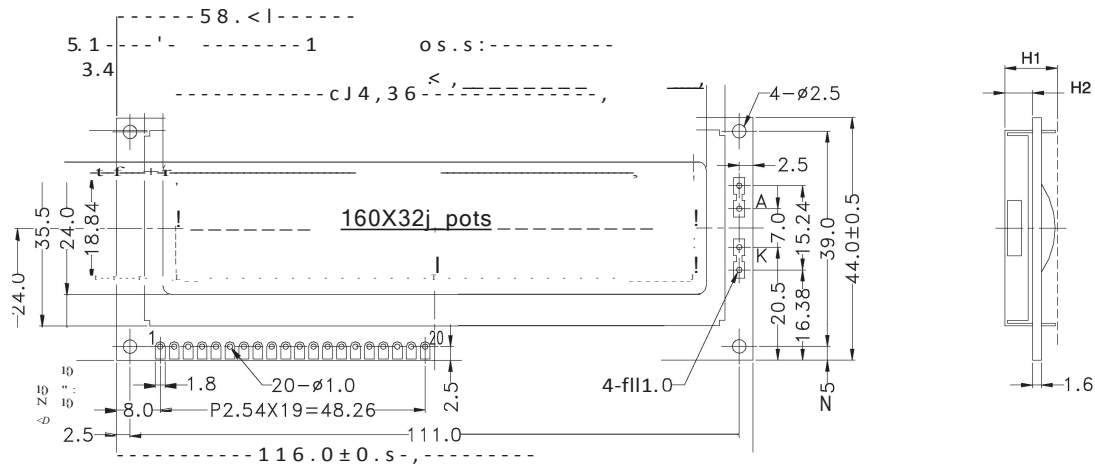


PG16032-B



Features:

Resolution: 160S*32C Dots

Duty ratio:1/32

LCD option: STN

Backlight option(H2/H1 mm): None/EL(5.0/9.5),LED(9.4/14.0)

Optional:

PG16032XXX-BWH-X, GB code Chinese font

(1 Ocharacters X 2 lines) available

Pin no.	Symbol	Function
1	Ao	Command / data select
2	CS2	Chip select driver 2
3	CS1	Chip select driver 1
4	RD	Data read
5	WR	Data write
6	Vdd	Power supply(+)
7	Vss	Power supply(GND)
8-15	DBO-DB7	Data bus line
16	RES	Reset
17	Vee	Contrast adjust
18	N.C	No Connection
19	N.C	No Connection
20	N.C	No Connection

Item	Symbol	Condition	Min.	Max.	Units			
Supply for logic voltage	Vdd-Vss	25°C	-0.3	8.0	V			
LCD driving supply voltage	Vdd-Vee	25°C	-0.3	16.5	V			
Input voltage	Vin	25°C	-0.3	Vdd+0.3	V			
Item	Symbol	Condition	Min.	Typical	Max.	Units		
Power supply voltage	Vdd-Vss	25-c	2.7	-	5.5	V		
		Top	N	W	N	W	V	
		-20-c	-	6.4	-	6.8	-	V
		0-c	-	-	-	-	-	V
LCD operation voltage	Vop	25-c	-	5.8	-	6.2	-	V
		50-c	-	-	-	-	-	V
		70°C	-	5.3	-	5.7	-	6.3
LCM current consumption (No BL)	Idd	Vdd=5V	-	1	2.5	mA		
Backlight current consumption	LED/edge	VB/L=4.2V	-	-	-	mA		
	LED/array	VB/L=4.2V	-	300	-	mA		